

# Stagnating US Labor Demand: A Sectoral Look

---

**Troy Ludtka**

Senior US Economist  
SMBC Nikko Securities

(212)-224-5483

Troy.Ludtka@smbcnikko-si.com

November 2024

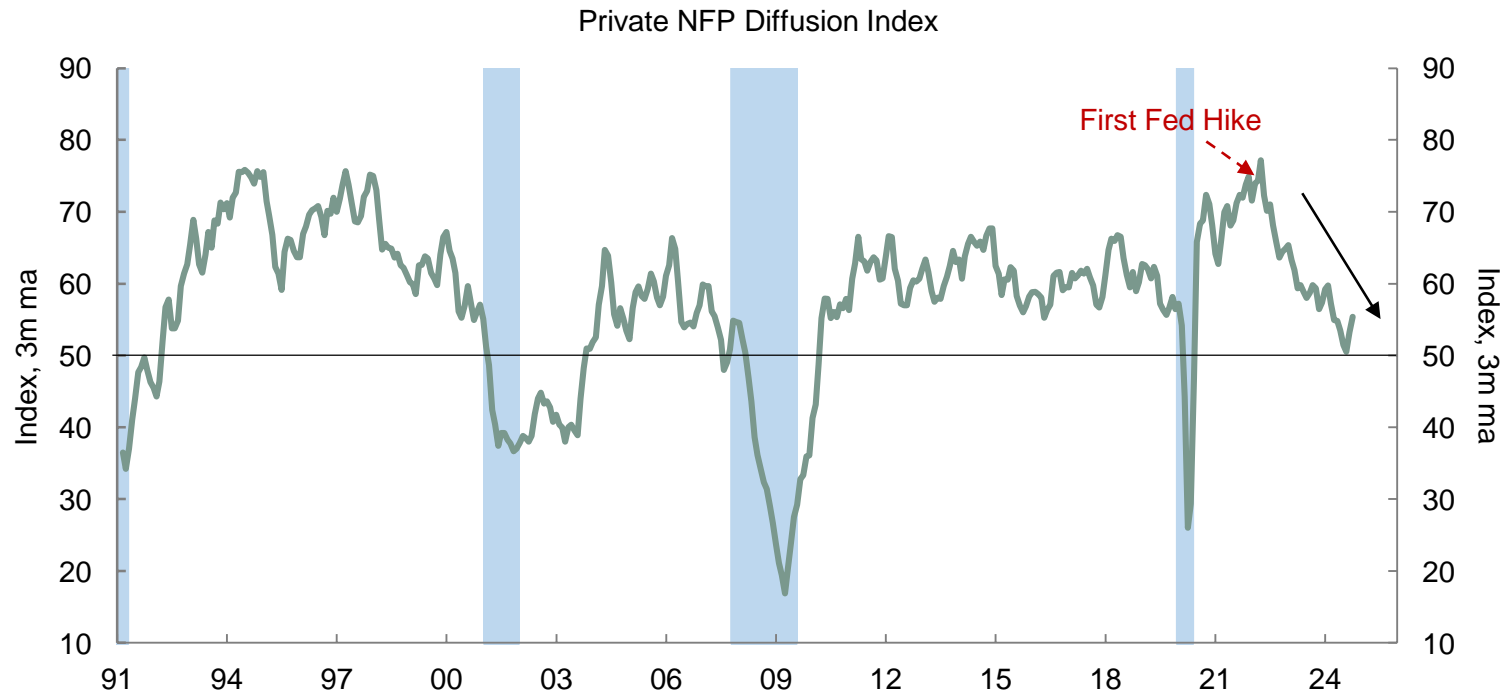
# Summary

---

- Overall job openings are down 38.9% from their March 2022 peak of 12.2M — the same month the Fed embarked on its hiking cycle. Openings are one component of labor demand, defined as headcount (NFP) plus job openings (the number workers firms seek to add).
- We track the sectoral evolution in labor demand since the peak in job openings and the Fed's hiking cycle in March 2022 (see slides 6-8).
- Private sector labor demand has lost momentum, while public sector labor demand continues to upshift. Effectively, this means that resources are being diverted out of the efficient private sector and into the public sector. In theory, this should lead to slower growth and elevated wage pressures. In the last two periods where government labor demand growth outpaced the private sector, the economy was in recession.
- Goods sensitive sectors like retail trade and manufacturing (amongst others) are seeing the most pronounced labor demand slowdown, declining -4% and -2%.
- The accommodation and food services sector — discretionary spending sensitive — may have topped. Private education and health services (which includes healthcare and social assistance) and construction (housing sensitive) appear to be stagnant.
- Arts, entertainment and recreation services (a subset of leisure and hospitality) has grown 14.9% since March 2022 while state and local governments' labor demand has grown 5.2%.

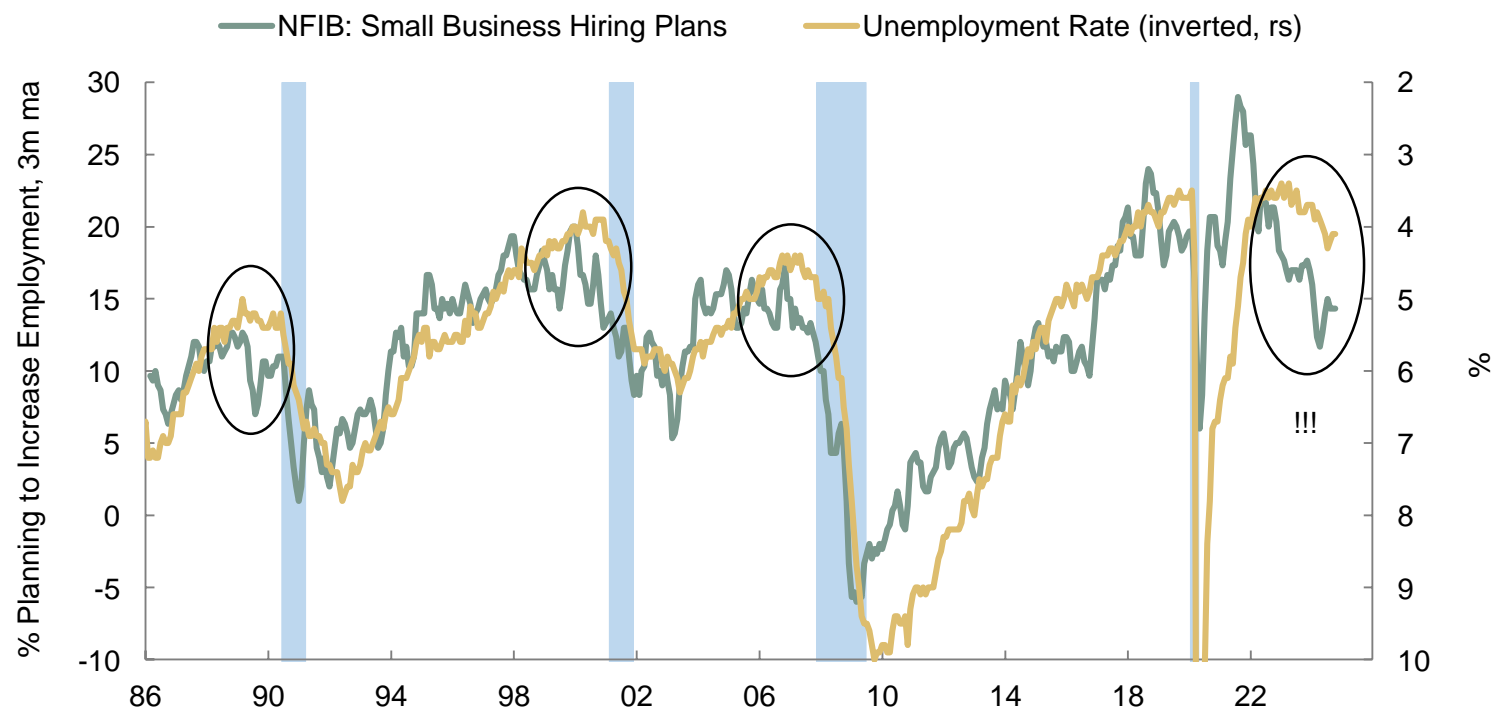
# The Breadth of Private Job Growth is Collapsing

Healthy labor markets generally have private sector breadth readings around 60.



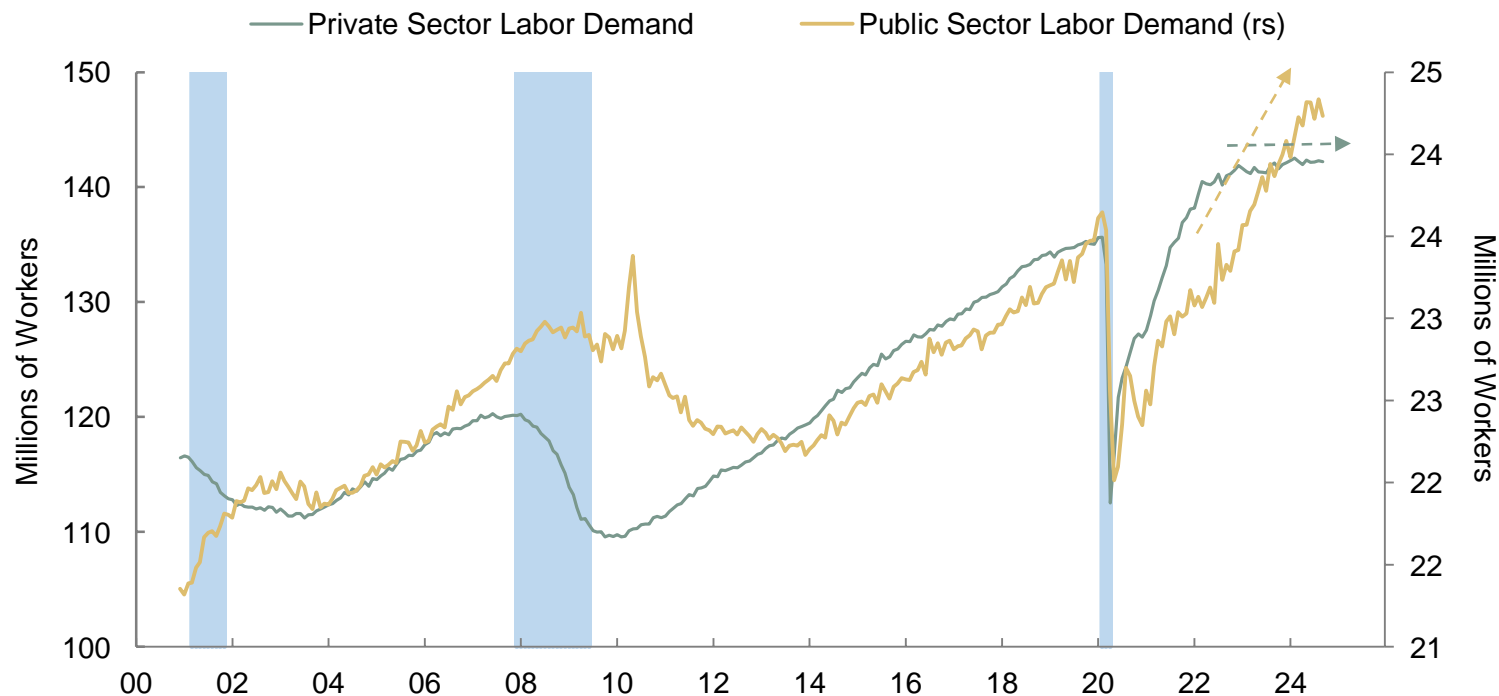
# Small Business Blues

Small businesses are highly cyclical entities that have an outsized impact on the overall job market. If small business weakness provides any clue, unemployment should head to the high 4% range in the near term.



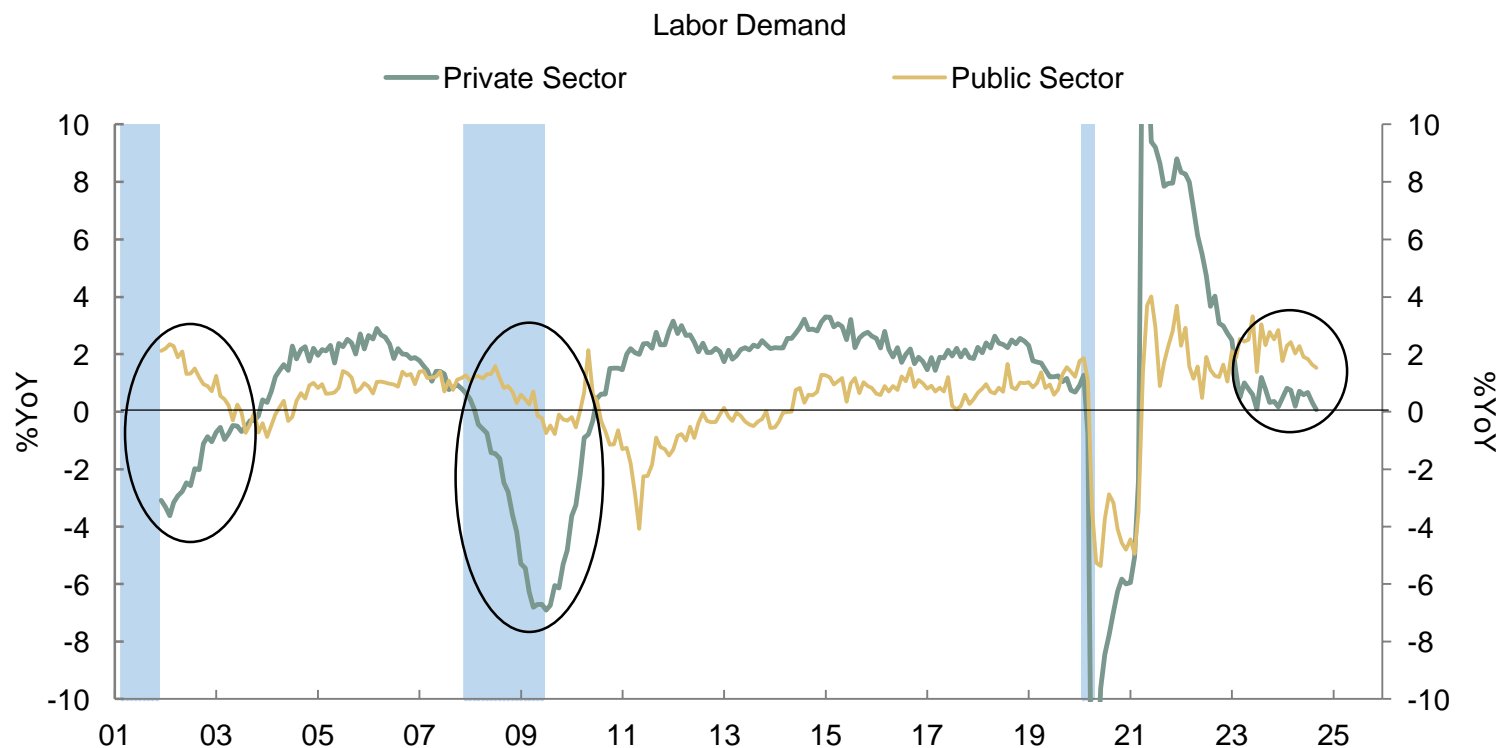
# Labor Demand Crosscurrents

Private sector labor demand has lost momentum, while public sector labor demand continues to upshift.



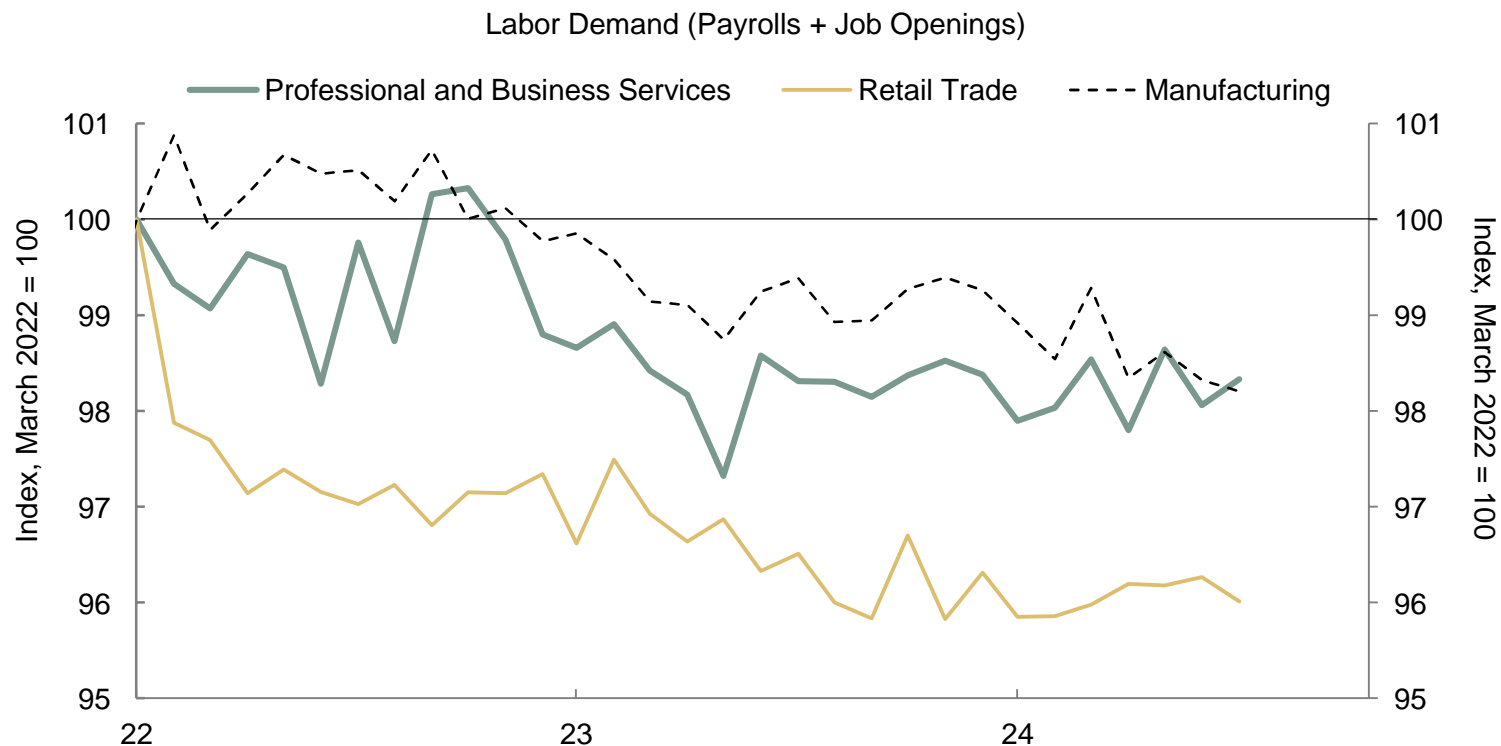
## Labor Demand Crosscurrents (2/2)

Although private sector labor demand growth is still barely positive for now (+0.07%), it is being outpaced by government labor demand (1.5%). This behavior is almost recession-esque.



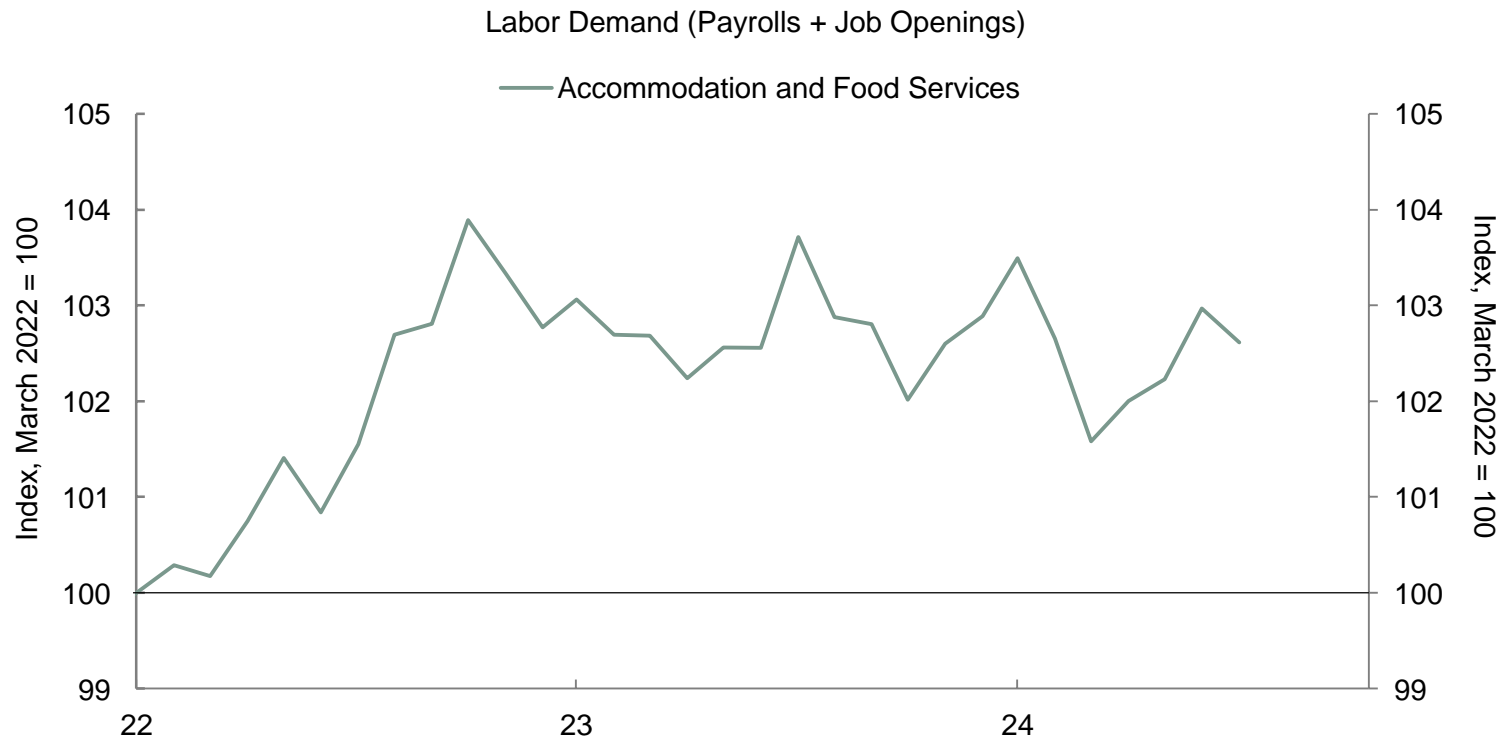
## Sector Specific Weakness

The retail and manufacturing sectors, which are connected to the interest rate sensitive goods sector, have seen the most pronounced cuts to labor demand. The professional and business services sector has fallen 1% so far, due to a 16% peak-to-trough decline in temporary help jobs (a leading indicator).



# Topping Out?

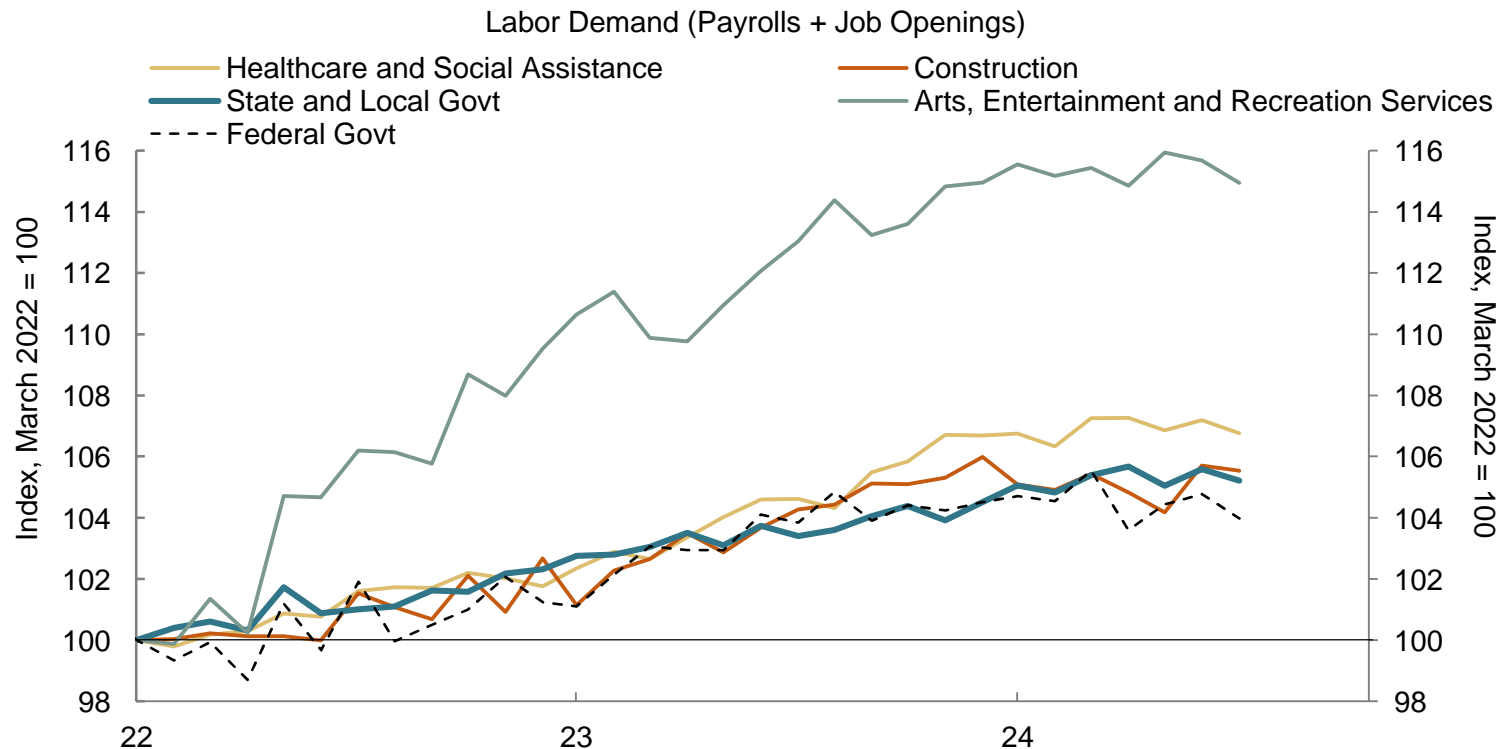
The accommodation and food services sector — a key discretionary spending sector which includes restaurants, bars, and hotels — employs 14.3M workers and has seen overall labor demand stall since December 2022.





# Where is the Outperformance?

Offsetting this is government labor demand growing 4%, with state and local governments growing 5%. The arts, entertainment and recreation sector has shown a near **15% increase** since March 2022 (due to 30% job growth in the performing arts and spectator sports). Healthcare and social assistance is up 7%.



# Disclaimers

---

This document is provided by SMBC Group (including, collectively or individually, Sumitomo Mitsui Banking Corporation, SMBC Nikko Securities America, Inc., and their affiliates, as applicable) for informational purposes only. This document was prepared by SMBC Group's economist(s). The views statements, assumptions and forecasts expressed herein are those of the author(s) and do not reflect the judgment of any other person or of SMBC Group. It does not constitute an offer, or solicitation of the sale or purchase, of securities or other investments. The information contained herein is obtained or derived from sources believed to be reliable, but SMBC Group and the author(s) make no representations as to its accuracy or completeness. In some cases, such information may be incomplete or summarized. This document has been prepared based on assumptions and parameters determined by the economist(s) in good faith. The assumptions and parameters used are not the only ones that could have been selected, and therefore no guarantee is given as to the accuracy, completeness, or reasonableness of any such quotations, disclosures, or analyses. Past performance is not a reliable indicator of any future results.

This document has been prepared for and is directed at institutional investors and other market professionals, and is not intended for use by retail customers. It does not take into account any specific investment objective, financial situation, or particular need of any recipient. The information contained herein should, for whatever purpose, be used solely at the discretion and responsibility of the recipient. SMBC Group does not accept any liability or responsibility for any results in connection with the use of such information. Recipients are responsible for making final investment decisions and should do so at their own discretion after conducting a careful examination of all documentation delivered prior to execution, explanatory documents pertaining to listed securities, prospectuses, and other relevant documents, and their own independent analysis and assessment of the merits of any transaction. The financial instruments discussed may be speculative and may involve risks to principal and interest.

## **Conflicts of Interest Disclosures**

The views statements, assumptions and forecasts expressed herein may differ from those expressed in globally branded research produced by SMBC Group. The trading desks of SMBC Group trade or may trade as principal in the financial instruments that are the subject of this material, and the author(s) of this document may have consulted with the trading desks while preparing this document. The proprietary interests of SMBC Group may conflict with those of the recipient. SMBC Group may seek to do business with the companies mentioned in this material and the trading desks may have accumulated, be in the process of accumulating, or accumulate long or short positions in the financial instruments mentioned and may have acquired them at prices no longer available. The trading desks may also have or take positions inconsistent with the views expressed in this document or may have already traded on those views.

This material is not a research report, and neither this material nor its author(s) is subject to policies and procedures that apply to the globally branded research reports and research analysts of SMBC Group or to legal requirements designed to promote the independence of investment research. It is not subject to any prohibition on dealing ahead of the dissemination of investment research. This means that on the date of this document, SMBC Group, and its directors, representatives, or employees, may have a long or short position in any of the instruments mentioned in this document and may make a market or trade in instruments economically related to the securities, derivatives or other underlying assets mentioned herein, in each case either as principal or as agent.

No part of the author(s) compensation was, is, or will be, directly or indirectly related to the specific recommendations or views expressed herein. The personal views of authors may differ from one another.

Distribution, possession or delivery of this document in, to or from certain jurisdictions may be restricted or prohibited by law. Recipients of this document are required to inform themselves of and comply with all such restrictions or prohibitions.

© 2023 SMBC Group. All rights reserved.